



The ACM Digital Library: A User Guide

The ACM is the world's leading publisher of scientific and technical information and conference organizer in the field of Computing

Table of Contents

The ACM Digital Library: Overview.....	Page 1
The ACM Web Account.....	Page 2
The ACM DL Home Page: Overview.....	Page 6
Basic Search.....	Page 12
Advanced Search.....	Page 15
Saving Searches.....	Page 18
ACM DL Search Results Screen.....	Page 20
Article Citation Page.....	Page 21
Author Profile Page.....	Page 22
Institutional Profile Page.....	Page 24
ACM Web Account: Personalization Features.....	Page 25
PART II: The Library Administrator Guide.....	Page 34
Access to the ACM DL.....	Page 35
Registering an ACM Web Account.....	Page 37
Usage Reporting.....	Page 42
Resources for Librarians.....	Page 52
Contact Us.....	Page 56

The ACM Digital Library (DL) General Note

- Visit at <https://dl.acm.org>
- The recommended web browsers that the DL is compatible with are:
 1. Google Chrome
 2. Firefox
 3. Microsoft Edge



Part I: The Researcher Guide

The ACM Digital Library (DL)

- The DL is computer science's most comprehensive and highly-used online research platform.
- Contains all of ACM's journals, conference proceedings, newsletters and books.
- ACM Books series (<https://dl.acm.org/acmbooks>) is hosted on DL platform but is not included with institutional subscription but instead by one-time purchase.
- As of March 2020, the DL contains 786,000 full-text articles, and 3.2 million tracked publication records.
- The ACM DL web account allows the user to access full-text remotely, save searches, set up alerts, and save full-text articles into Binders.
- To create a web account, click on the "Register" button in the upper right-hand corner of the DL screen (see next slide).
- Visit at <https://dl.acm.org>

The ACM DL Web Account

The screenshot shows the ACM Digital Library website interface. At the top left, there are logos for 'ACM DL DIGITAL LIBRARY' and 'acm Association for Computing Machinery'. To the right, there are navigation links: 'ACM - Association for Computing Mac...', 'Browse', 'About', 'Sign in', and a 'Register' button which is circled in red. Below the navigation bar, there is a horizontal menu with links for 'Journals', 'Magazines', 'Proceedings', 'Books', 'SIGs', 'Conferences', and 'People'. A search bar is located in the center, with the text 'Search' and a magnifying glass icon. Below the search bar is a link for 'Advanced Search'. A large, semi-transparent grey box in the center contains the following text: 'Welcome to the ACM Digital Library', 'A community engaged with a repository of resources to support computing research and practice', and 'Please explore and use the [Feedback] button on any page to help us shape the new site.' At the bottom left, there is a 'Feedback' button with a speech bubble icon. At the bottom right, there is a 'Youtube Channel' button with a play button icon. A downward-pointing arrow is visible in the center of the page.

Setting Up the ACM DL Web Account

- To create the account, enter your email in the box shown here:

ACM Account

CREATE ACCOUNT TROUBLE LOGGING IN RESET PASSWORD UPDATE USERNAME RETRIEVE CLIENT NUMBER

Create an Account

Email Address

Email

Continue Trouble logging in?

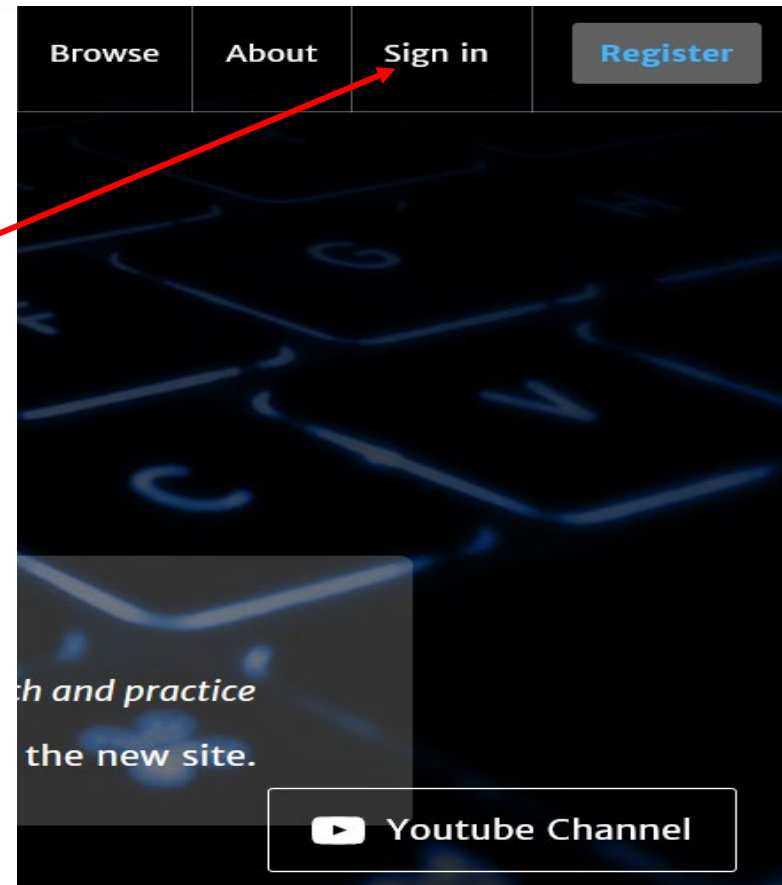
ACM Membership is not required to create a free ACM Account.

If you are an ACM or SIG Member, or a subscriber, the email address you provide must match the one we have on file for you - in this way, you will be able to take full advantage of your services.

- Then confirm your account once you have received the email from ACM

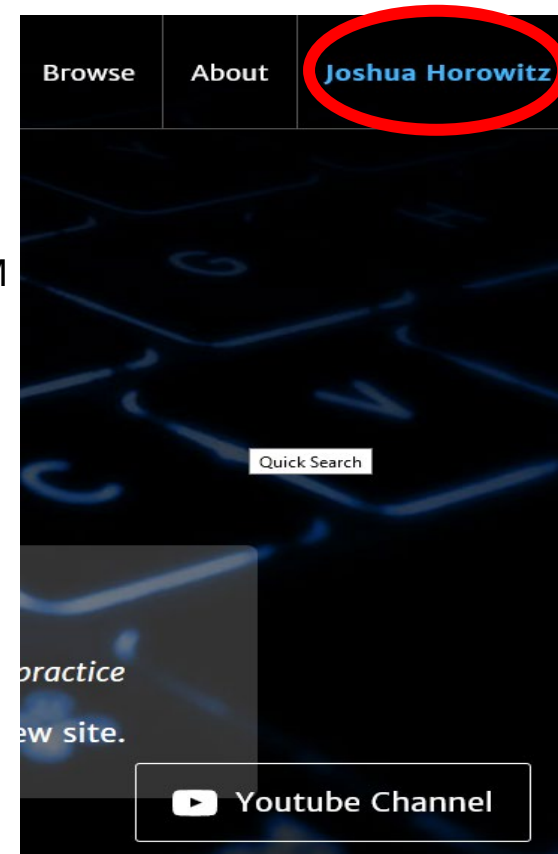
Logging In to the ACM DL Web Account

- Sign in using the link in the upper right-hand corner of the screen



ACM DL Web Account

- Once you are signed in, you will see your account name in the upper right-hand corner:
- **Uses of the ACM web account:**
- Remote Access: sign in with your web account to the ACM DL from inside a full-text authenticated environment, and for 6 months from that time you will be able to access the full-text articles from outside that authenticated environment by logging in with your web account.
- Create Binders to save articles and notes, and share them with friends
- Save Search queries and set up Content Alerts.



The ACM DL Home Page (<https://dl.acm.org>)

- The ACM DL home page provides an overview of ACM's many activities, awards and publications.
- Award Winners:

Recent Award Winners



A. D. McGettrick

ACM Presidential Award 2018

In recognition of his unwavering commitment to computer science education -- particularly in terms of its quality, breadth, and access -- for generations of students worldwide.

ACM DL Home Page (con't)

- ACM's Special Interest Groups (SIGs): 37 different sub-organizations under the ACM umbrella, each with a different focus area in computing:

ACM Special Interest Groups (SIGs)



[View all SIGs →](#)

ACM DL Home Page (con't)

- ACM Journals browsable menu...

ACM Journals



ACM DL Home Page (con't)

- ACM Magazines...



ACM DL Home Page (con't)

- Clicking on a magazine cover will bring you to the magazine's citation summary page.
- Bibliometrics such as total number of citations and downloads are continually tracked.
- Clicking on the issue's cover will allow you to view specific bibliometrics for that issue, and to download a PDF, e-reader or other digital version of the issue.
- The DL contains bibliometric profiles for all publications, authors, articles and more.

Communications of the ACM

Search within CACM



Home > Magazines > Communications of the ACM

Communications of the ACM



ACM's flagship magazine, *Communications of the ACM*, is the premier chronicler of computing technologies, covering the latest discoveries, innovations, and research that inspire and influence the field. Each month, *Communications* brings readers in-depth stories of emerging areas of computer science, new trends in IT, and practical research applications. Industry leaders choose *Communications* to debate technology implications, public policies, ... [\(More\)](#)

Editor-in-Chief: Andrew A. Chien


Get Alerts for this Magazine



Bibliometrics	Publication Years	Publication counts	Citation count	Available for Download	Downloads (6 weeks)	Downloads (12 months)	Downloads (cumulative)	Average Downloads per Article	Average Citation per Article
	1958 - 2020	13,334	579,562	13,257	133,284	2,047,064	33,652,593	2,538.477	43.465

ACM DL: Basic Search

- The Basic Search box is found at the top of the DL home page:



ACM Basic Search (con't)

- The Basic Search provides instant suggestions as you type:



- The Basic Search allows you to search for People, Publications, and Content
- Basic Search allows Boolean operators AND, OR and NOT (use capital letters)

ACM Basic Search (con't)

- The Basic Search box is always available on the DL screen:



Proceedings > Cloud-I '12 > Analytic lessons: in the cloud, about the cloud

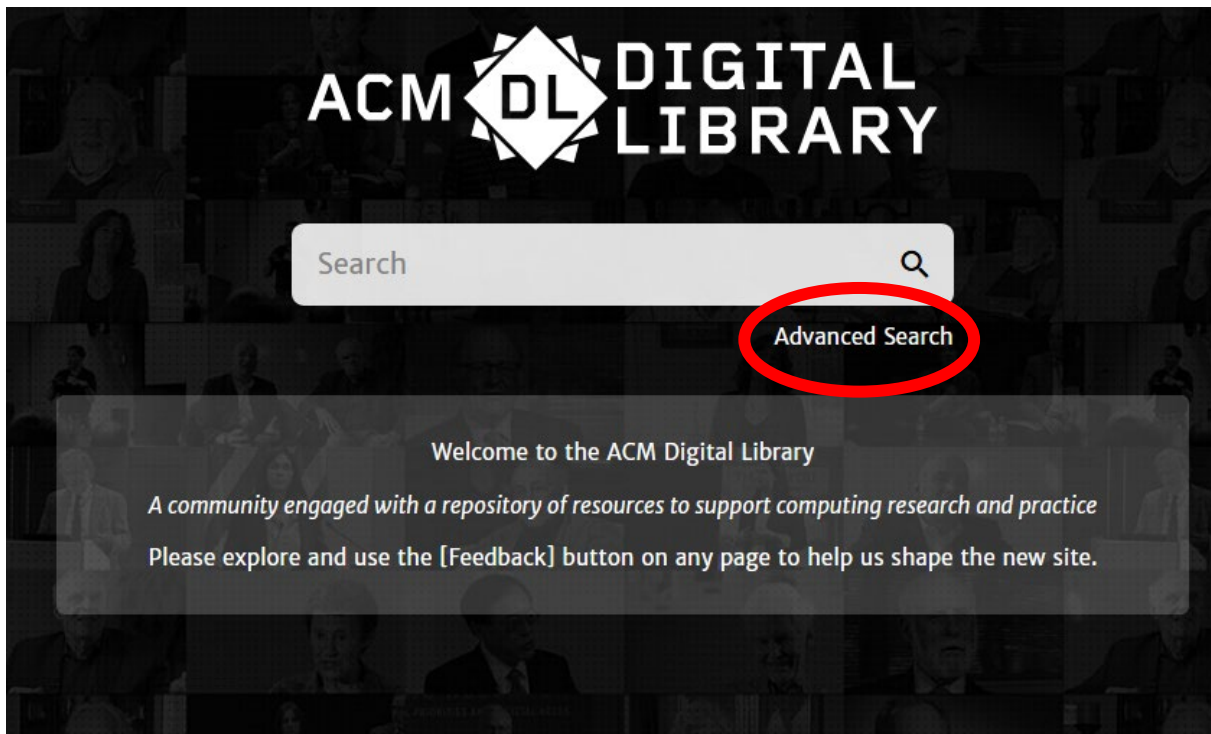
RESEARCH-ARTICLE

Analytic lessons: in the cloud, about the cloud



ACM DL Advanced Search

- The Advanced Search is right below the Basic Search box:



ACM DL Advanced Search (con't)

- Advanced Search is based on a filtering system that allows the user to refine their search parameters.
- User may select between searching Full-Text only or also including *The Guide to Computing Literature* bibliometric index.
- User may search for words contained in article citation or other associated metadata.
- User may then add additional content filters such as for terms related to article supplemental materials, general computing subject area, publisher and more.
- Finally, user may define the publication date range for their search results.
- Boolean operators AND, OR, and NOT can be applied.

Advanced Search

Search

Search anything within the ACM Digital Library or go to your [Saved Searches](#)

Search items from:

The ACM Full-Text collection

Search Within

Anywhere

Enter Search term

Filters

Published in

Match All

Enter Search term

Publication Date

All dates

Last

Please Select

Custom range

From: Select Month Select Year

To: Select Month Select Year

The screenshot shows the ACM DL Advanced Search interface. Red arrows from the text on the left point to the following elements in the interface: 1. The 'The ACM Full-Text collection' dropdown menu. 2. The 'Anywhere' dropdown menu under 'Search Within'. 3. The 'Match All' dropdown menu under 'Filters'. 4. The 'All dates' radio button under 'Publication Date'.

ACM DL Advanced Search (con't)

- User can select among these search fields from drop-down menu

- User can add multiple "filters" to select more parameters.

Search Within ⓘ

Anywhere	▼	Enter Search term	⊖
Anywhere		Enter Search term	⊖
Title		Enter Search term	⊕
Author			
Abstract			
Full text			
Author Affiliation			
Author Keyword			
Conference Location			
Conference Sponsor			
Name			
ISBN/ISSN			
DOI			

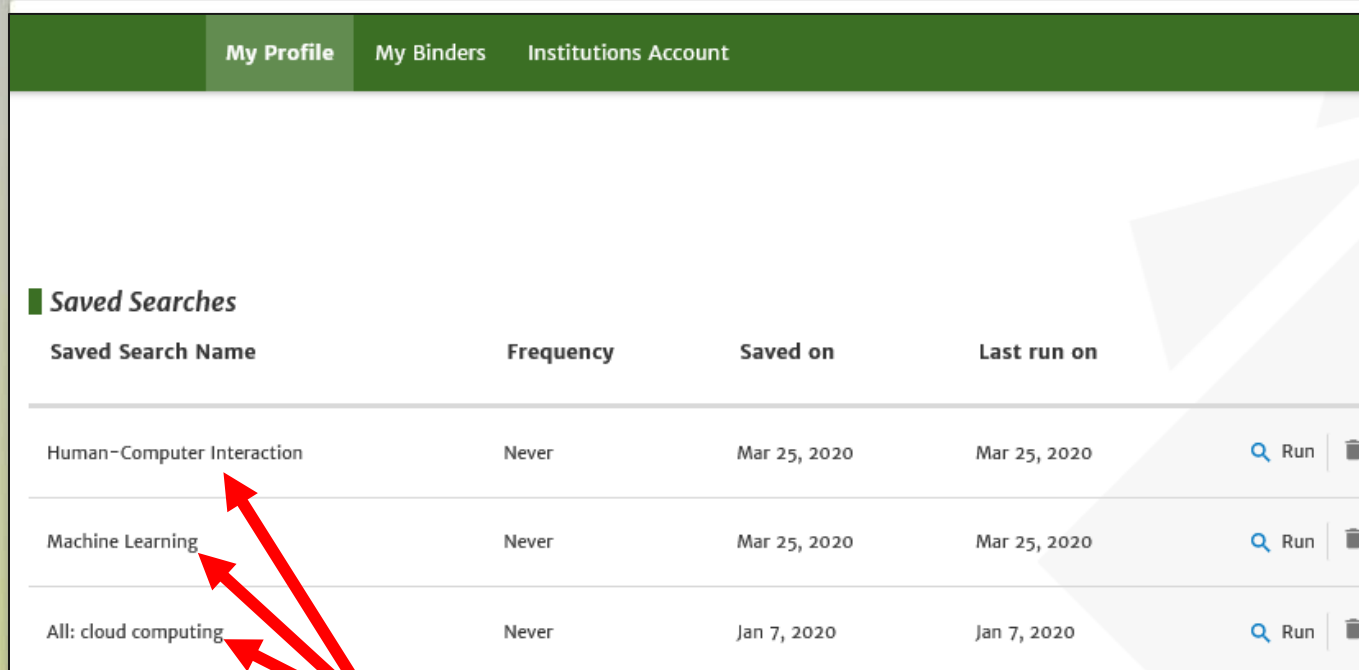
Saving Searches

The screenshot shows the ACM search results page for the query 'cloud'. The page features a blue header with the title 'Search Results' and a search bar containing the text 'cloud'. Below the header, there are two buttons: 'Edit Search' and 'Save Search'. A red arrow points to the 'Save Search' button. The search results show 43,855 results for 'All: cloud'. The first result is a research article titled 'Cloudy: a modular cloud storage system' by Donald Kossmann, Tim Kraska, and Simon Lo. The page also includes a sidebar with filters for 'People' and 'Publications'.

- The ACM web account allows the user to save their created searches.

- You must be signed in with your web account to enable this feature.

Saving Searches (con't)



The screenshot shows a user profile page with a green header containing navigation tabs: 'My Profile', 'My Binders', and 'Institutions Account'. Below the header, the 'Saved Searches' section is displayed as a table. The table has four columns: 'Saved Search Name', 'Frequency', 'Saved on', and 'Last run on'. Each row represents a saved search and includes a 'Run' button with a magnifying glass icon and a trash icon. Three red arrows point from the 'Run' buttons of the first three rows to the text below.

Saved Search Name	Frequency	Saved on	Last run on	
Human-Computer Interaction	Never	Mar 25, 2020	Mar 25, 2020	Run
Machine Learning	Never	Mar 25, 2020	Mar 25, 2020	Run
All: cloud computing	Never	Jan 7, 2020	Jan 7, 2020	Run

- Saved Searches can be found and re-generated in your web account Profile.
- Click on your name in the upper right-hand corner of the screen to go to your Profile account.

ACM DL Search Results Screen

• Refine Search Results Options:

- by People

- by Publication Info

• - by Conferences
- and more

86,185 Results for: All: hci [Edit Search](#) [Save Search](#)
Searched The ACM Full-Text Collection (583,292 records) | Expand your search to The ACM Guide to Computing Literature (2,795,183 records)

People

- Names
- Institutions
- Authors
- Editors
- Reviewers

Publications

- Journal/Magazine Names
- Proceedings/Book Names
- All Publications
- Content Type
- Media Formats
- Paper Award
- Publisher

Conferences

- Sponsors
- Conference Event
- Proceedings Series

RESULTS VIDEOS SOFTWARE PEOPLE Showing 1 - 20 of 86,185 Results
per page: 10 20 50 Relevance

Select All

TECHNICAL-NOTE [HCI and sports](#)
Stina Nylander, Jakob Lindgren, Florian Mueller, Joe Marshall
CHI EA '14: CHI '14 Extended Abstracts on Human Factors in Computing Systems • April 2014, pp 115–118 • <https://doi.org/10.1145/2559206.2559223>
Sport is an area in which the number of available computing devices is growing rapidly. However, HCI has so far devoted rather little attention to the sports domain. This workshop aims to form a community around sports by gathering existing activity in ...
11 544 Highlights

ARTICLE [Real HCI: what it takes to do HCI engineering for disasters, driving, disruption, and distributed work](#)
Stuart K. Card, Robin Murphy, John D. Lee, Judy Olson, William Newman
CHI EA '06: CHI '06 Extended Abstracts on Human Factors in Computing Systems • April 2006, pp 57–60 • <https://doi.org/10.1145/1125451.1125467>
The current dependence of HCI practice on feature-level design and defect-oriented usability evaluation is hindering it from addressing persistent societal problems such as disaster search and rescue, driver distraction and communication failures. HCI ...
0 348 Highlights

• Search results citations and article links

Article Citation Page

ARTICLE

Real HCI: what it takes to do HCI engineering for disasters, driving, disruption, and distributed work

Authors: Stuart K. Card, Robin Murphy, John D. Lee, Judy Olson, William Newman

[Authors Info & Affiliations](#)

Publication: CHI EA '06: CHI '06 Extended Abstracts on Human Factors in Computing Systems • April 2006 • Pages 57-60 • <https://doi.org/10.1145/1125451.1125467>

354

Recommended

A theoretical agenda for feminist HCI

HCI has a complex and often ambivalent attitude towards the issue of gender and interactive systems. Here I discuss three...

Identity, performativity, and HCI

Identity is a theme spanning multiple discourses, such as feminist HCI, ICT4D and data control, becoming more and more culturally...

ABSTRACT

The current dependence of HCI practice on feature-level design and defect-oriented usability evaluation is hindering it from addressing persistent societal problems such as disaster search and rescue, driver distraction and communication failures. HCI has much to offer here in helping analysis formation technologies in effective usability. But a fundamental issue is...

- Article Authors & Links to Profiles
- Click for Author Affiliations & Links to Profiles
- Article Citation
- Links to Full-Text
- Quick Bibliometrics
- Publication Navigator
- Recommended Relevant Articles

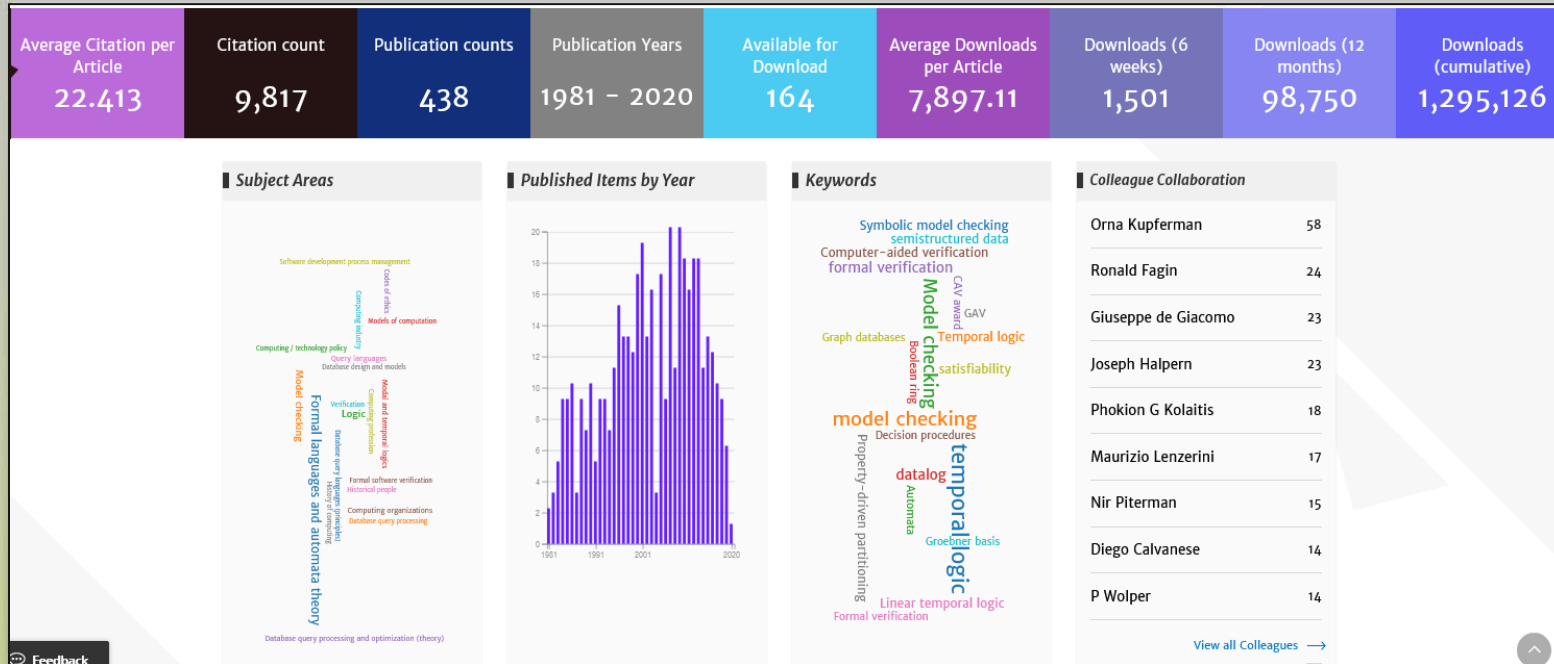
• Also includes Index Terms, Article Subject Taxonomy and Comments

Author Profile Page

The screenshot shows the author profile for Moshe Y. Vardi. At the top, there is a search bar with the text "Search for Moshe Y. Vardi's work". Below the search bar, the author's name "Moshe Y. Vardi" is displayed next to a circular profile picture. Underneath the name, a list of institutional affiliations is shown: Rice University, IBM Almaden Research Center, Stanford University, Microsoft Research, Association for Computing Machinery, Hebrew University of Jerusalem, University of Arizona, and University of Liege. Below the affiliations, there are four ACM award icons: ACM Distinguished Achievement Award, ACM Distinguished Service Award, ACM Distinguished Career Award, and ACM Fellow. At the bottom of the profile, there are two icons for email and a website. Below the profile information, there are five summary boxes: "Most frequent co-Author" (Orna Kupferman), "Most cited colleague" (Jeffrey D. Ullman), "Last year's Top subject" (Computing industry), "Top keyword" (temporal logic), and "Most frequent Affiliation" (Rice University, 186 Papers). Red arrows point from the following list items to these specific features on the page.

- Search Within Author's Work
- Institutional Affiliations
- ACM Awards
- Links to Author Email and Website
- Key Subject Areas and Collaborators

Author Profile Page (con't)



Also Included:

-Key Bibliometrics, Detailed Subject Areas & Collaborators, Latest Publications, and Most Cited and Most Downloaded Articles

Institutional Profile Page

The screenshot shows the Rice University profile page with the following elements:

- Search Bar:** "Search for all publications from Rice University" with a magnifying glass icon.
- Header:** "Rice University" in large blue text.
- Navigation:** "Home > Rice University"
- Profile Card:** Rice University logo, name, and location "Houston, TX, United States".
- Award Winners:** Card for Sarita V. Adve, ACM-IEEE CS Ken Kennedy Award 2018.
- Most cited Author:** Card for Peter Druschel, Max Planck Institute for Software ...
- Last year's Top subject:** Card for "Performance".
- Last year's Top keyword:** Card for "Aorta".
- Most Collaborations:** Card for Carnegie Mellon University, 51 Papers.

Annotations on the right side of the page:

- Search Within Institution's Research (points to search bar)
- Link to website (points to Rice University logo)
- Award Winners (points to Sarita V. Adve card)
- Most Cited Author (points to Peter Druschel card)
- Key Subject Areas in Research (points to Performance and Aorta cards)
- Top Collaborating Institution (points to Carnegie Mellon University card)

Also includes:

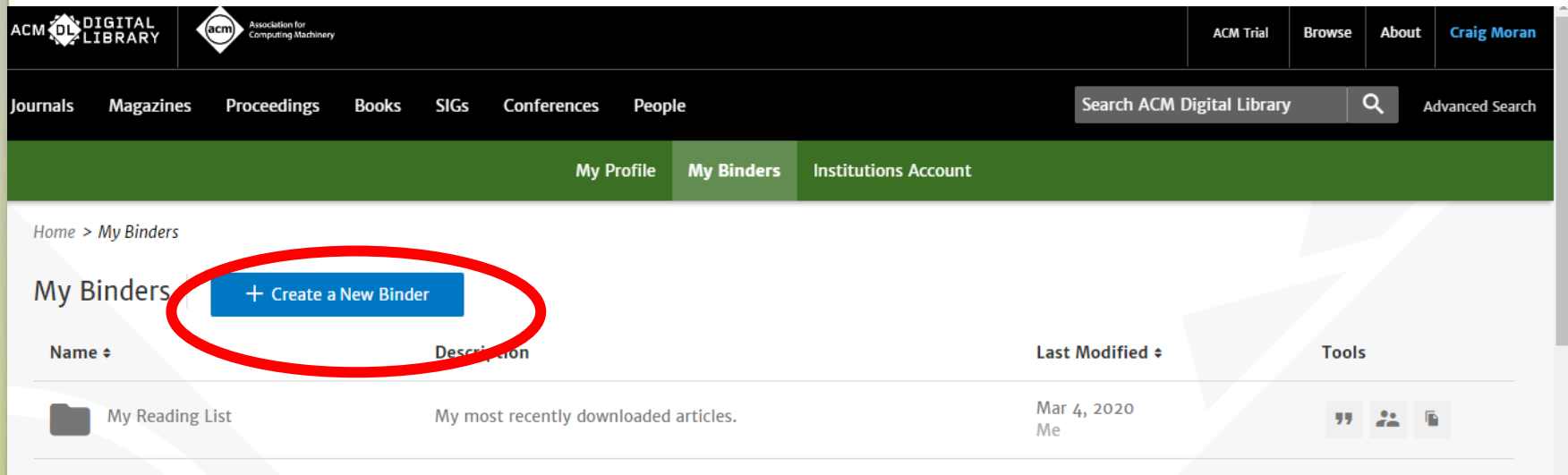
Key Bibliometrics, Institutional Collaborators, Article Output Over Time, Core Research Subject Areas, Most Cited and Most Downloaded Articles at the Institutional Level.

The ACM Web Account: Personalization Features

- By accessing your web account you can:
- Save searches
- Create and Add articles to “Binders”
- Share “Binders” to colleagues and students
- Create alerts for new content, citations on articles, when magazines and journals have a new issue, conferences and proceedings.
- View usage reports on your institution or consortium members (see below)

Personalization Features: Creating and Adding to Binders

To create binders, login to your web account, click on your name, and then My Binders. And then “Create a Binder”



The screenshot shows the ACM Digital Library user interface. At the top, there are navigation links for 'ACM Trial', 'Browse', 'About', and 'Craig Moran'. Below this is a search bar with the text 'Search ACM Digital Library' and a magnifying glass icon, followed by a link to 'Advanced Search'. The main navigation bar includes 'Journals', 'Magazines', 'Proceedings', 'Books', 'SIGs', 'Conferences', and 'People'. A secondary navigation bar has 'My Profile', 'My Binders', and 'Institutions Account'. The 'My Binders' page is displayed, showing a breadcrumb 'Home > My Binders' and a blue button labeled '+ Create a New Binder' which is circled in red. Below the button is a table with columns for 'Name', 'Description', 'Last Modified', and 'Tools'. The table contains one entry: 'My Reading List' with the description 'My most recently downloaded articles.', last modified 'Mar 4, 2020 Me', and three tool icons (quote, user, and folder).

Name	Description	Last Modified	Tools
My Reading List	My most recently downloaded articles.	Mar 4, 2020 Me	” 👤 📁

Personalization Features: Creating and Adding to Binders

Then you can add a name and a description and Create

Create a New Binder ✕

Give your binder a name and a description (*optional*).

Binder's Name

 | 256

Description

 | 2000

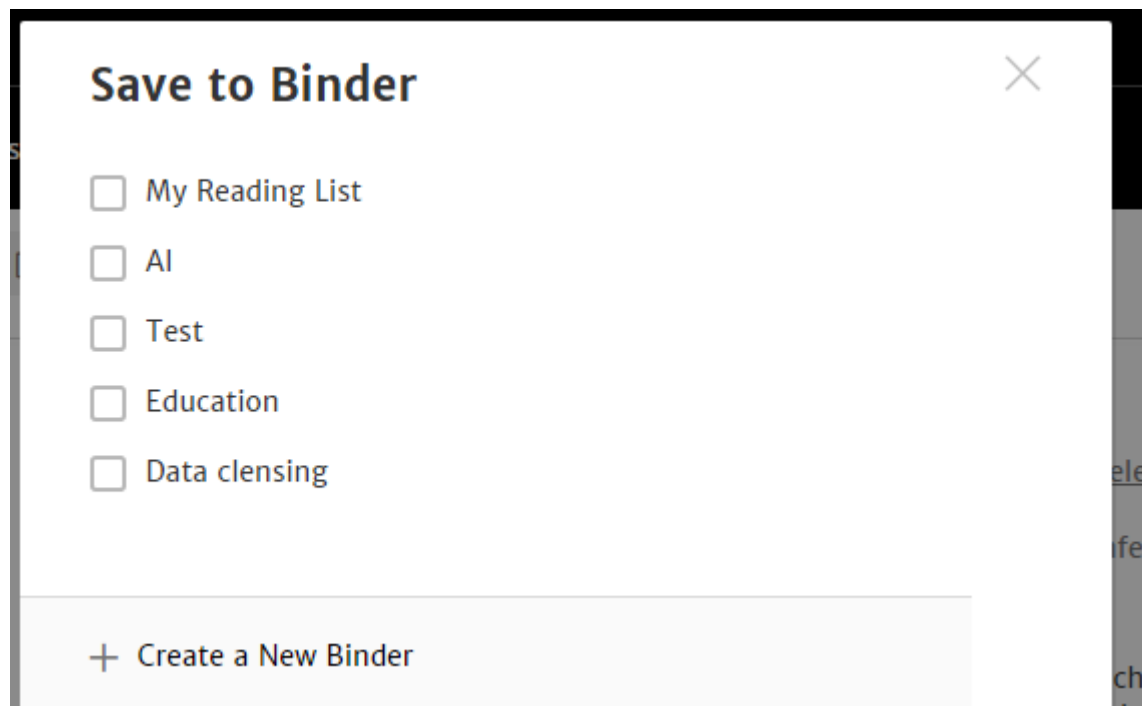
Personalization Features: Creating and Adding to Binders

To add articles to a binder, run a search or browse content in the DL, select at least one article and save to Binder

The screenshot shows a search results page in the ACM DL. At the top, there are three buttons: 'Export Citation', 'Save to Binder', and 'per page:'. The 'Save to Binder' button is circled in red. Below the buttons, there are two search results. The first result is a 'RESEARCH-ARTICLE' titled 'Extracting medical entities from social media'. It has a blue checkmark in a box to its left, which is also circled in red. The authors listed are Sanja Scepanovic, Enrique Martin-Lopez, Daniele Quercia, and Khan Bayl. The conference is CHIL '20: Proceedings of the ACM Conference on Health, Inference, and Learning • A 181. The URL is https://doi.org/10.1145/3368555.3384467. The abstract starts with 'Accurately extracting medical entities from social media is challenging because peopl with different expressions for the same concept, and they also make spelling mistake focused on specific diseases (e.g., ...'. There are 0 quotes. The second result is also a 'RESEARCH-ARTICLE' titled 'BMM-Net: automatic segmentation of edema in optical coherence tomog boundary detection and multi-scale network'. It has a blue checkmark in a box to its left.

Personalization Features: Creating and Adding to Binders

Select a binder from your existing list, or create a new binder:



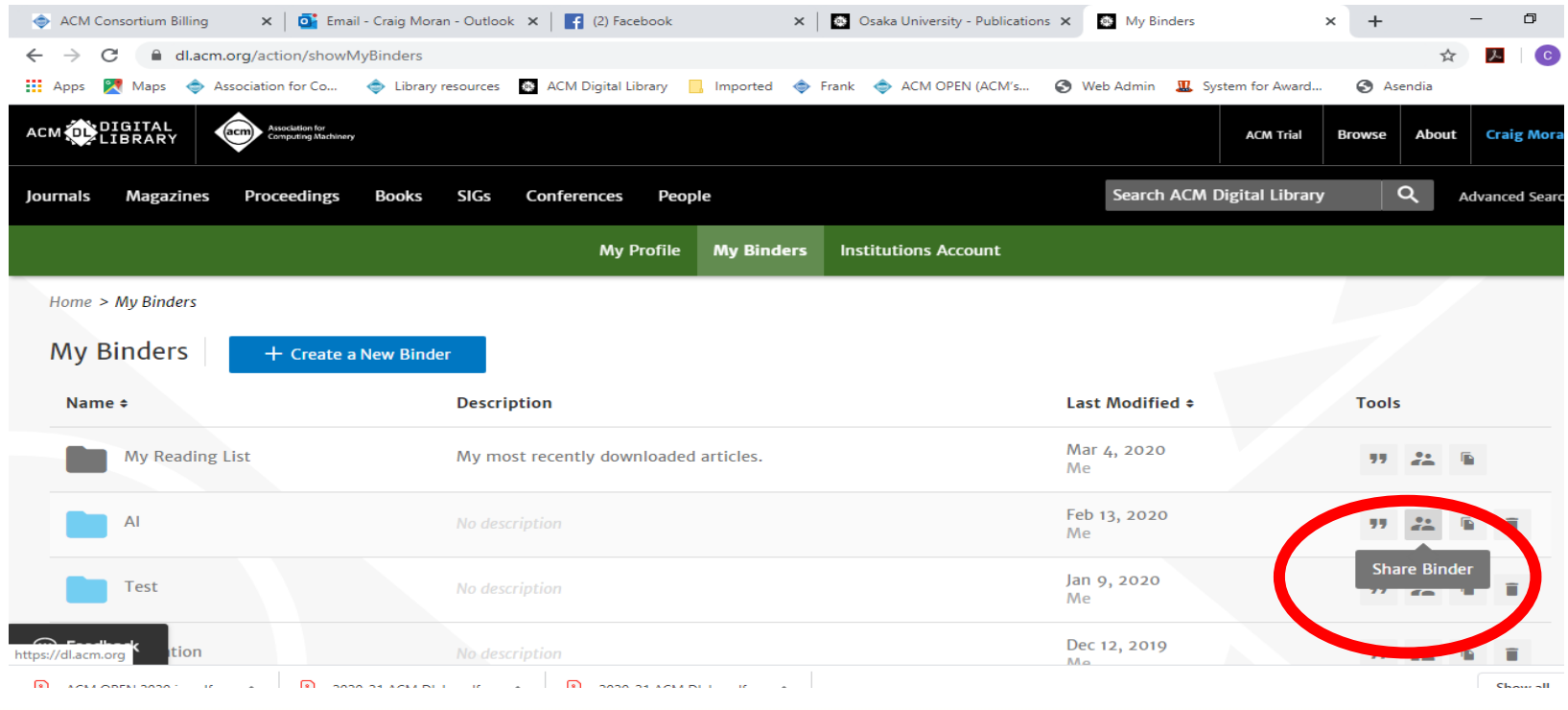
The screenshot shows a modal dialog box titled "Save to Binder" with a close button (X) in the top right corner. The dialog contains a list of five binders, each with an unchecked checkbox:

- My Reading List
- AI
- Test
- Education
- Data clensing

At the bottom of the dialog, there is a button with a plus sign and the text "Create a New Binder".

Personalization Features: Sharing Binders

You can share Binders with colleagues, students, groups and authors; anyone with a DL subscription can read the content you share. Go to my Binders and click Share Binder



Personalization Features: Sharing Binders

Enter email addresses of those people you want to share with and click share.

Sharing Options ×

AI

No description

To share this binder, add a user's email address:

Share

Shared binder user listing

Shared with **0** users.

Email	Invite Date	Replied Date	Status


close

Personalization Features: Creating Alerts

For most content in the DL you can create an alert- whenever you see this button you can do so:


Home > Magazines > Communications of the ACM

Communications of the ACM



ACM's flagship magazine, *Communications of the ACM*, is the premier chronicler of computing technologies, covering the latest discoveries, innovations, and research that inspire and influence the field. Each month, *Communications* brings readers in-depth stories of emerging areas of computer science, new trends in IT, and practical research applications. Industry leaders choose *Communications* to debate technology implications, public policies, ... [\(More\)](#)

Editor-in-Chief:  [Andrew A. Chien](#)

 Get Alerts for this Magazine



Personalization Features: Creating Alerts

Edit your alerts and delete them by going into My Profile. Please note you can also create alerts on Citations and Conference Proceedings.

My Account

Personal Details

Alerts

Saved Searches

Institutional Affiliations

Alerts

New content alerts

Citation alerts

Conference Proceedings

To receive alerts when new content is published in the journals or book series listed below, check the box next to each pub select. TOC alerts are sent immediately after a new issue publishes. TOC alerts are sent immediately after a new issue publi day.

Part II: The Library Administrator Guide

Access to the Digital Library

Options for access:

1. IP address. Simple to set up but requires maintenance (new/expiring addresses), have to be physically on campus to access without a web account, Proxy IP's unstable/incompatible.
2. Shibboleth/Federated access. Simple to set up and requires little maintenance, single sign on via self-regulated institutional credentials. Can use federation to pre-authorize IDP. To set up, email dl-info@hq.acm.org. Best option for Academic institutions.
3. Single Sign On- via IDP. Requires both the institution and ACM to ingest each other's metadata. Full set up can take time but is secure and ensures remote access.

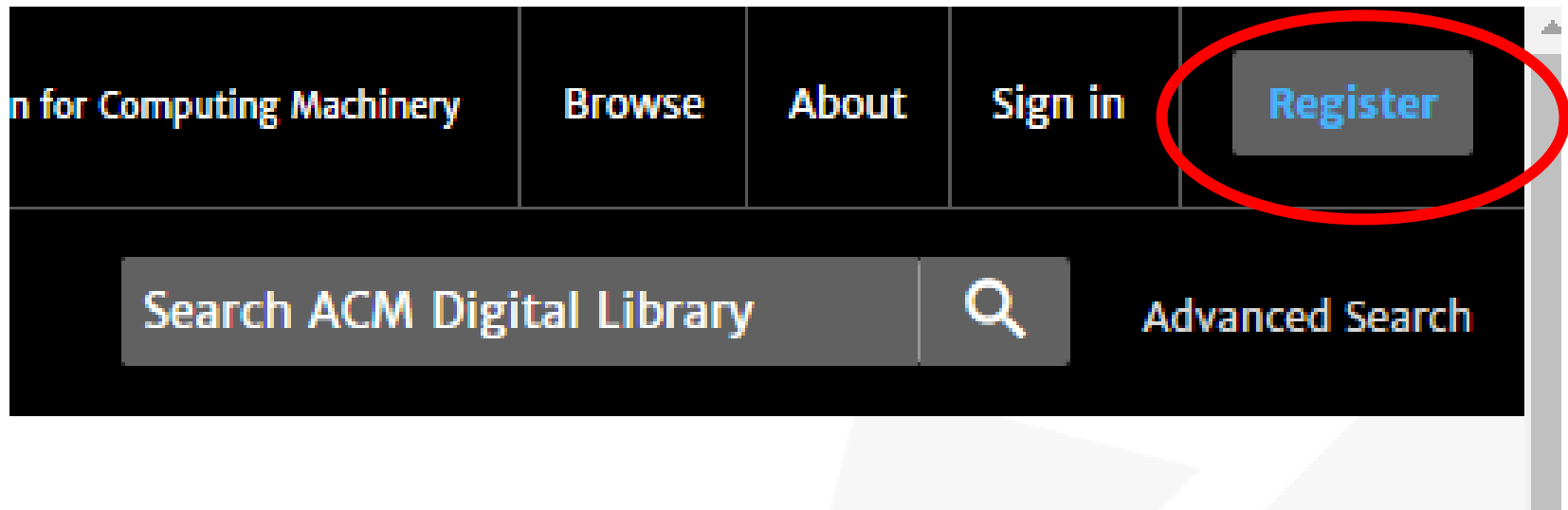
Access to the Digital Library

- If you see your Institution's name at the top of the screen, you are authenticated for full-text access in the DL:

The screenshot shows the top navigation bar of the ACM Digital Library website. The text "ACM - Association for Computing Machinery" is highlighted with a red oval, indicating that the user is authenticated. Other navigation links include "Browse", "About", "Sign in", and a "Register" button. Below the navigation bar, the main header features the text "Conferences People" and the "ACM DL DIGITAL LIBRARY" logo. A search bar with the text "Search" and a magnifying glass icon is visible, along with a link to "Advanced Search".

Registering for a Web Account

To enable DL administrator privileges, you will first need to create an ACM Web Account. First, click on “Register” in the upper right-hand corner of the DL:



Registering for a Web Account

- Enter your institutional email. A verification email will require a click through.

The screenshot shows the ACM Account registration interface. At the top, there is a blue header with the text "ACM Account". Below this header is a black navigation bar with white text links: "CREATE ACCOUNT", "TROUBLE LOGGING IN", "RESET PASSWORD", "UPDATE USERNAME", and "RETRIEVE CLIENT NUMBER". The main content area is white and features the heading "Create an Account". Below the heading is a form box containing an "Email Address" label, a text input field with the placeholder "Email", a blue "Continue" button, and a blue link "Trouble logging in?". Below the form box, there is a paragraph of text: "ACM Membership is not required to create a free ACM Account." followed by another paragraph: "If you are an ACM or SIG Member, or a subscriber, the email address you provide must match the one we have on file for you - in this way, you will be able to take full advantage of your services."

Registering for a Web Account

Once registered and verified you can now login. Click on “Sign In” next to your institution on the top right-hand side of the DL homepage. Then simply enter the username and password

Sign In

Login to your account

Sign in with your Web Account on ACM Digital Library.



Personal Login



Corporate Login



Institutional Login

Click on the button below to login to your ACM account.

Sign In

Sign In

ACM Account

Sign in with your ACM Account.



Personal Login

Username



craig.moran

Password



.....



Don't remember login

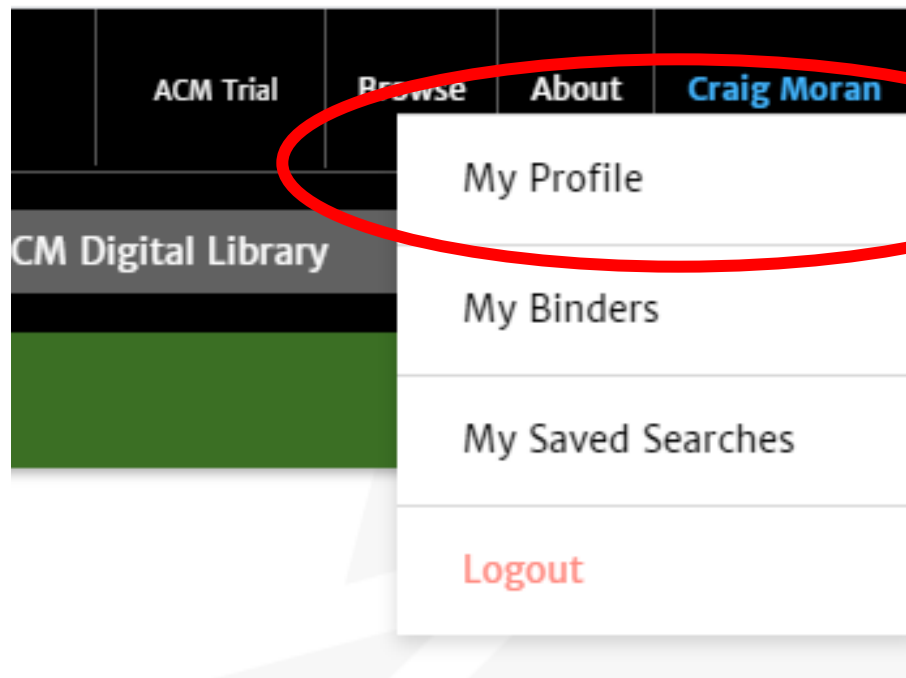
Sign in

[Create an Account](#)

[Trouble Logging In?](#)

Setting up your profile and personalization features

- Once logged in, your username appears on the top right of the home page. To access your profile, click that name and then My Profile:



Setting up your profile and personalization features

- In this page, you can view your alerts, binders, usage reports and saved searches

Home > My Profile

My Account

Personal Details

Alerts

Saved Searches

Institutional Affiliations

Personal Details

Your personal details stored in ACM Digital Library, can be found below:

Full Name:	Craig Moran
Email Address:	craig.moran@hq.acm.org

Usage reporting

In order to see usage reporting, an authorized administrator or librarian must follow the earlier steps and create a Web Account. Once set up (or if you have any issues setting this up), email dl-info@hq.acm.org so we can link your account to your institution or consortium. Once linked, go to your profile and click on “Institutions Account” and then “Usage Reports”.

My Profile My Binders **Institutions Account**

Access Entitlements

Usage reports

Holdings File

Reports

ACM Reports

Usage Data (COUNTER5)

Usage Da

Please use the link below to access your institution's ACM Reports.

Usage reporting

There are ACM Reports, COUNTER 4 and 5 reports, and legacy reports previous to January 2020.

My Profile My Binders **Institutions Account**

Access Entitlements

Usage reports

Holdings File

Reports

ACM Reports

Usage Data (COUNTER5)

Usage Data (COUNTER4)

Help

Please use the link below to access your institution's ACM Reports.

[View ACM Reports](#)

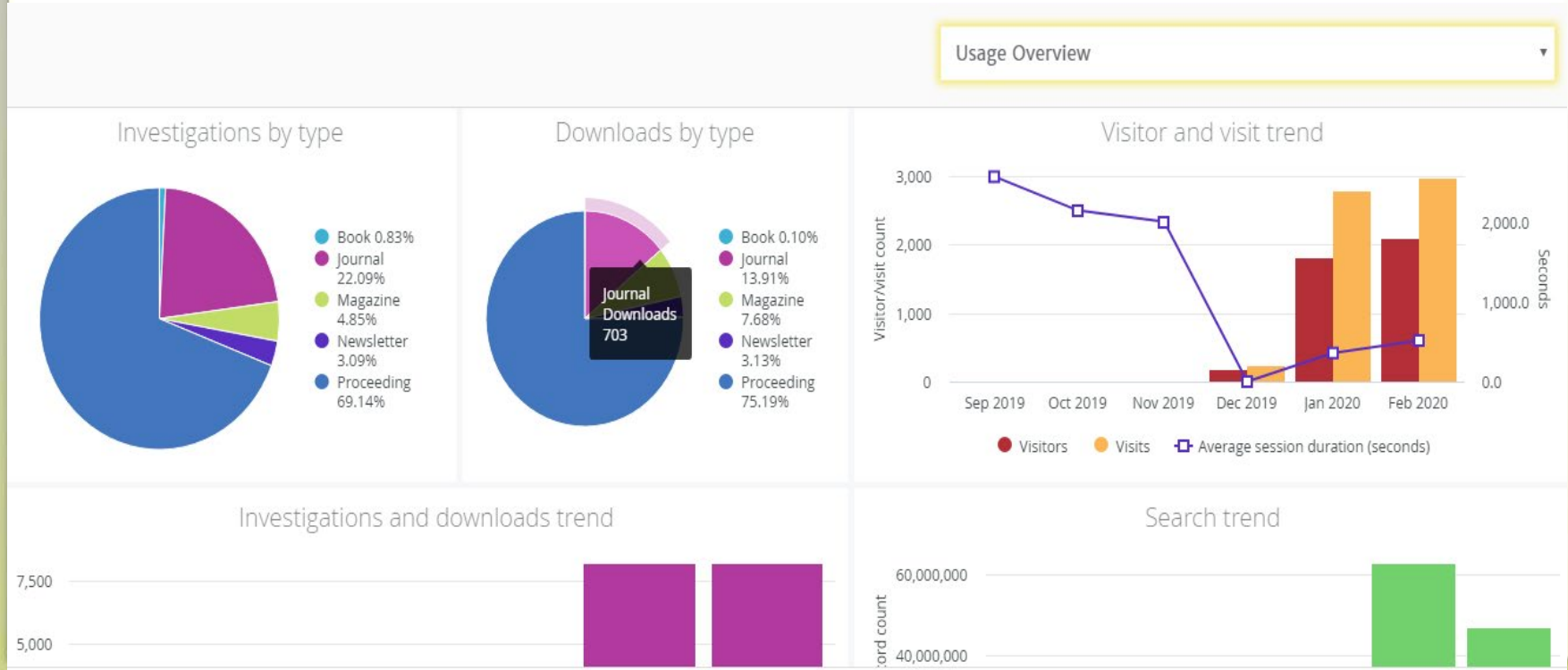
Usage reporting

To view ACM Reports, click on View ACM Reports at the bottom right

The screenshot shows the 'Institutions Account' page. On the left is a navigation menu with 'Usage reports' selected. The main content area has a 'Reports' section with three tabs: 'ACM Reports' (active), 'Usage Data (COUNTER5)', and 'Usage Data (COUNTER4)'. Below the tabs is a text prompt: 'Please use the link below to access your institution's ACM Reports.' At the bottom right, a blue button labeled 'View ACM Reports' with an external link icon is circled in red. A 'Help' link is visible in the top right corner.

Usage reporting

ACM Reports shows a dashboard and traditional usage reports you may be familiar with



Usage reporting

ACM Report types can be selected by using the pulldown menu:

Investigations by type

Book	0.83%
Journal	22.55%
Magazine	4.97%
Newsletter	3.10%
Proceeding	68.55%

Downloads by type

Book	0.10%
Journal	14.30%
Magazine	7.87%
Newsletter	3.13%
Proceeding	74.60%

Search trend

Month	Visitors	Visits	Average session duration (seconds)
Sep 2019	~100	~100	~100
Oct 2019	~100	~100	~100
Nov 2019	~100	~100	~100
Dec 2019	~100	~100	~100
Jan 2020	~1,500	~1,500	~1,500
Feb 2020	~1,500	~1,500	~1,500

Usage reporting

ACM Reports can be viewed by selecting them from the pulldown menu, selecting various filters and pressing “Run.”

Download Requests by Month and Type 17m ago

FILTERS **Run**

Institution name is equal to BPP University +

Date is in the past 12 complete months +

Date Month	Total	2019-03	2019-04	2019-05	2019-06	2019-07	2019-08	2019-09	2019-10	2019-11	2019-12	2020-01	2020-02
Series type ^	Downloads	Downloads	Downloads	Downloads	Downloads	Downloads	Downloads	Downloads	Downloads	Downloads	Downloads	Downloads	Downloads
1 Book	5	0	0	0	0	0	0	0	0	0	0	2	3
2 Journal	743	0	0	0	0	2	0	15	0	1	18	298	409
3 Magazine	408	0	0	0	0	0	0	0	0	0	5	151	252
4 Newsletter	162	0	0	0	0	0	0	0	0	2	1	73	86
5 Proceeding	3,871	0	0	0	2	2	2	31	8	9	108	1,823	1,886
To...	5,189	0	0	0	2	4	2	46	8	12	132	2,347	2,636

Usage reporting

Historical ACM reports (2019 and earlier) can be downloaded as a .csv zip file for your institution:

Reports

[Help](#)[ACM Reports](#)[Usage Data \(COUNTER5\)](#)[Usage Data \(COUNTER4\)](#)

Please use the link below to access your institution's ACM Reports.

[View ACM Reports](#)

Download Legacy ACM Reports and Counter 4 reports

[ZIP](#) 2583037.zip 

Usage reporting

COUNTER 4 reports will be available until the end of 2020

Usage reports

Holdings File

ACM Reports

Usage Data (COUNTER5)

Usage Data (COUNTER4)

COUNTER 4 reports can be found on Atypon Insights.

[Go to Atypon Insights](#)

COUNTER 4 reports will be updated with current usage data through the end of 2019. In 2020, no new usage data will be included in the COUNTER 4 reports, but the reports, with 2019 usage, will be available through the end of 2020.

View/Download Usage Data

SUSHI Details

Our SUSHI request URL is: <https://dl.acm.org/api/soap/analytics/SushiService>

Your Requestor ID is: craig.moran@hq.acm.org

Your customerReference ID is: 2583037

Usage reporting

COUNTER 4 reports can be set up for notifications, or switched off here. The legacy reports can be downloaded here also

Download Legacy COUNTER Reports

ZIP 2583037.zip 

Email Notifications

Send an email after the COUNTER usage data for the current month has been processed and is ready for reporting.

[Update settings](#)

Usage reporting

COUNTER 5 reports are now available. If you need to set up SUSHI Feeds you can find all the info here. Please change <COUNTER 5 report id> with the report ID found for the one you want to use. These can be found at projectcounter.org

■ Reports

[Help](#)

ACM Reports

Usage Data (COUNTER5)

Usage Data (COUNTER4)

COUNTER5 Reports

According to the Project's website, "COUNTER (Counting Online Usage of Networked Electronic Resources) is an international initiative serving librarians, publishers and intermediaries by setting standards that facilitate the recording and reporting of online usage statistics in a consistent, credible and compatible way."

- **Our SUSHI request URL is:** https://dl.acm.org/reports/<COUNTER5 report id>?requestor_id=craig.moran@hq.acm.org&customer_id=2583037&<other parameters>
- **Your Requestor ID is:** craig.moran@hq.acm.org
- **Your CustomerReference ID is:** 2583037

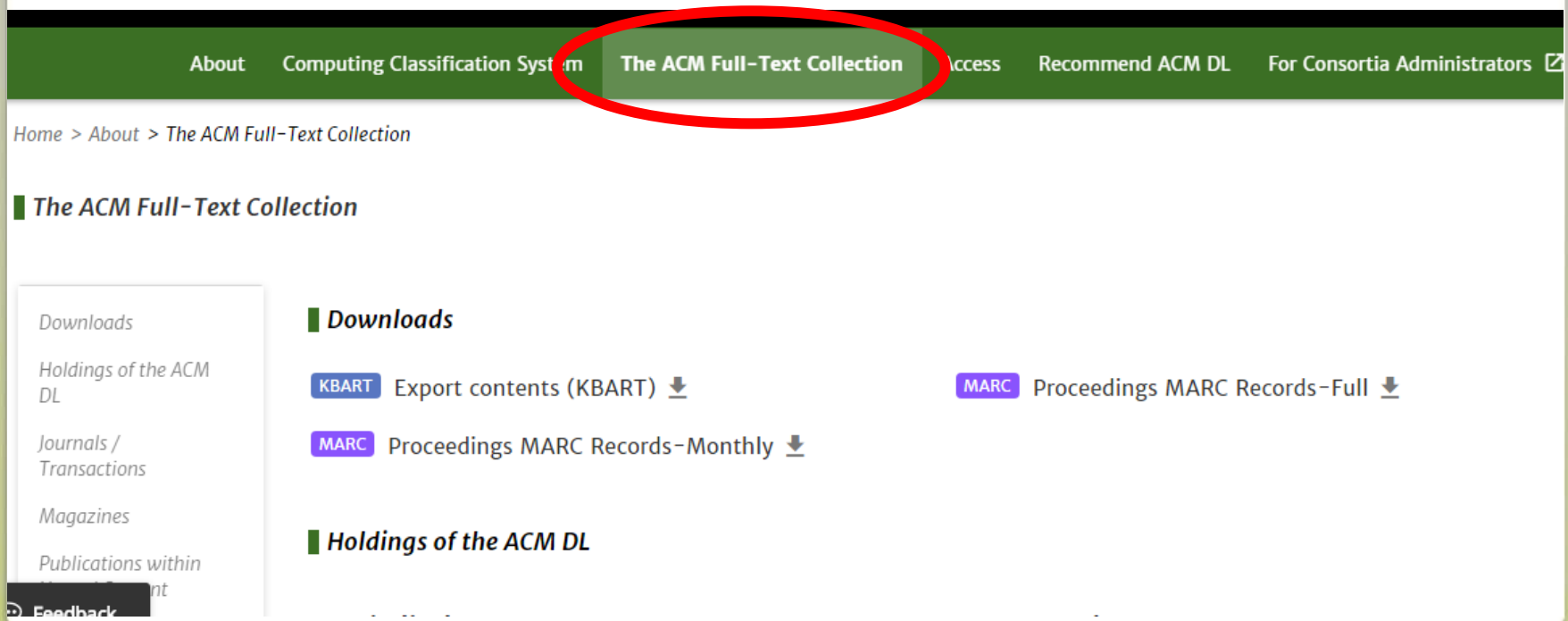
Resources for Librarians and Providing Feedback

The DL has a suite of resources for Librarians. Please visit:

[ACM Trial](#)[Browse](#)[About](#)[Craig Moran](#)[Advanced Search](#)

Resources for Librarians and Providing Feedback

- For a list of holdings and full text collections, download Kbart lists:



The screenshot shows the ACM DL website navigation bar with the following items: About, Computing Classification System, **The ACM Full-Text Collection** (circled in red), Access, Recommend ACM DL, and For Consortia Administrators. Below the navigation bar, the breadcrumb trail reads: Home > About > The ACM Full-Text Collection. The main content area is titled 'The ACM Full-Text Collection' and features a 'Downloads' section with two options: 'KBART Export contents (KBART)' and 'Proceedings MARC Records-Full'. Below this is another 'Downloads' section with the option 'Proceedings MARC Records-Monthly'. A 'Holdings of the ACM DL' section is also visible. On the left side, there is a sidebar menu with links for Downloads, Holdings of the ACM DL, Journals / Transactions, Magazines, Publications within, and Feedback.

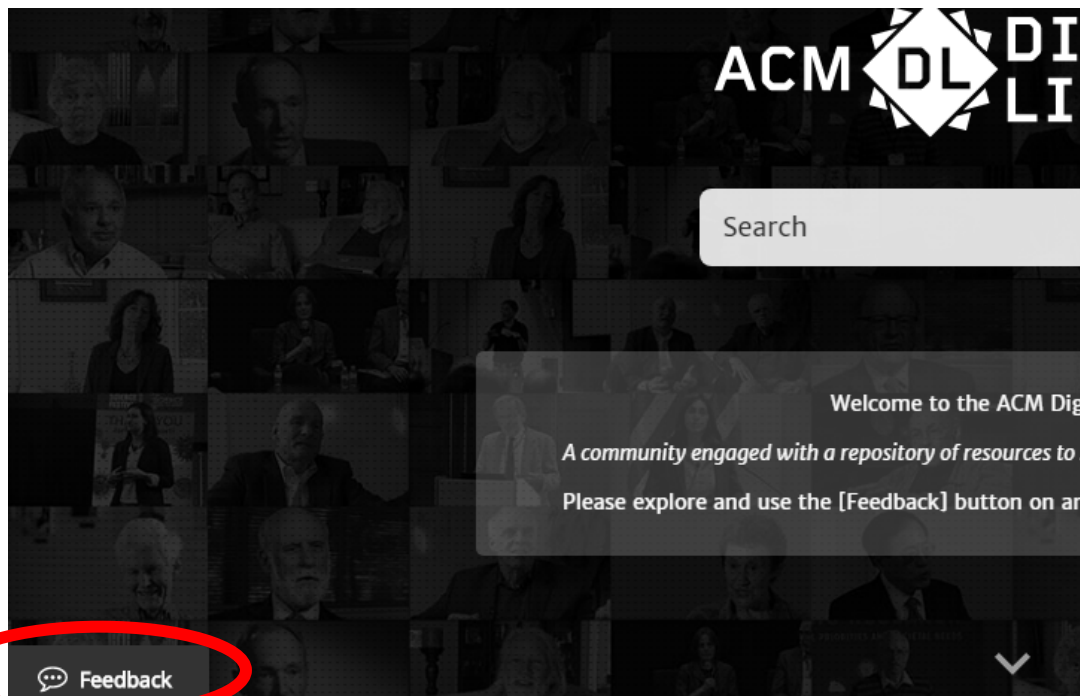
Resources for Librarians and Providing Feedback

- For user guides and videos, click on “For Consortia Administrators” and this page will load. Resources are found:

The screenshot shows the ACM Digital Library website interface. At the top, there is a navigation bar with links for Digital Library, CACM, Queue, TechNews, Learning Center, and Career Center. Below this is a secondary navigation bar with Home, Institutional Trial, Publications, and a Search button. The main navigation bar includes THE DIGITAL LIBRARY, SUBSCRIPTIONS/ACCESS, TRAINING/RESOURCES (circled in red), LIBRARY ADVISORY BOARD, and CONTACT US. The content area is divided into three columns: 'About Training/Resources' with links to ACM DL Videos, Alerting Services, Profile Pages, Open URL Compliance, and Usage Statistics; 'Digital Library Training Sessions' with links to Features of the New ACM DL, Marketing Materials, Library Conferences, MARC21 Records, and Search Tools; and 'Free Trial' and 'ACM Books' sections. A footer at the bottom reads 'The ACM Digital Library'. On the right side, there is a vertical social media sidebar with icons for email, Facebook, LinkedIn, Twitter, and a plus sign for more options.

Providing Feedback

ACM Digital Library is an evolving new database that benefits from feedback from our users and library administrators. To provide feedback, go to the DL and click on the feedback button and fill in the form! We love feedback!



ACM Digital Library ×

What is your opinion of this page? *

Please select your feedback category below:

Please leave your feedback below:

Please fill in your answer

If you'd like us to contact you regarding your feedback, please provide your details

Name

Contact us

Please contact us for more information:

dl-info@hq.acm.org